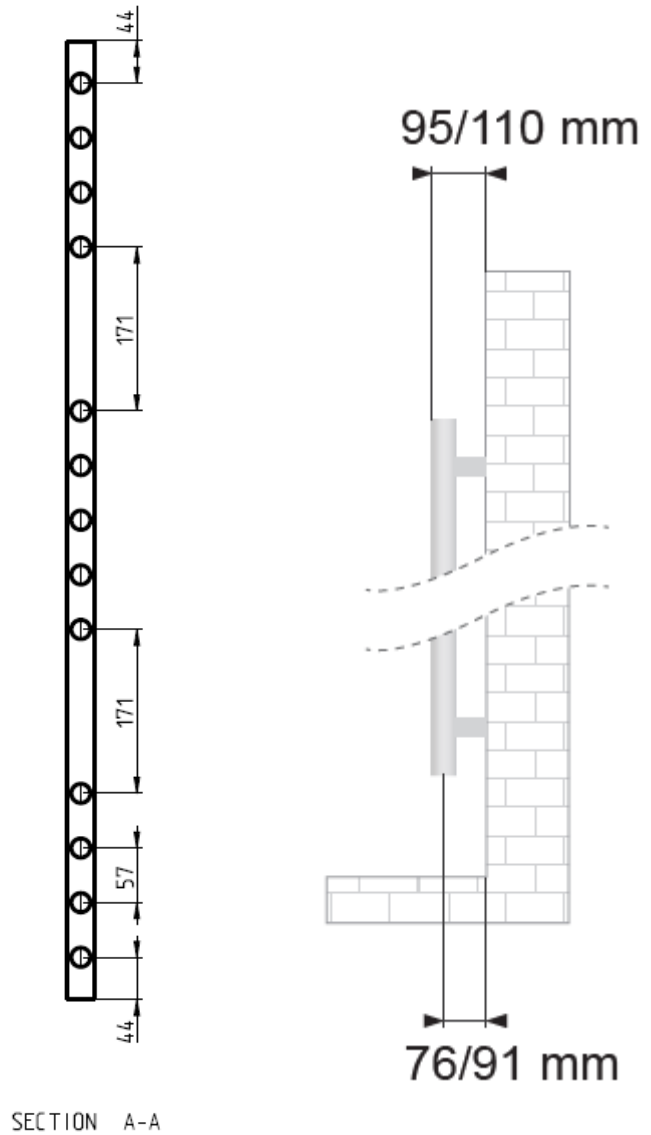
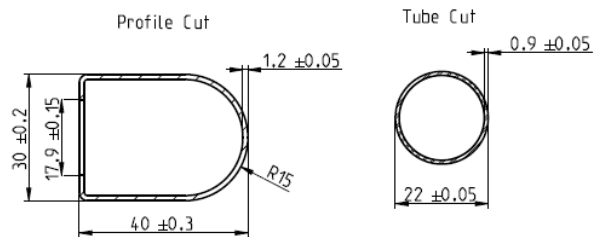


4 + 5 + 4 = 13 Tubes

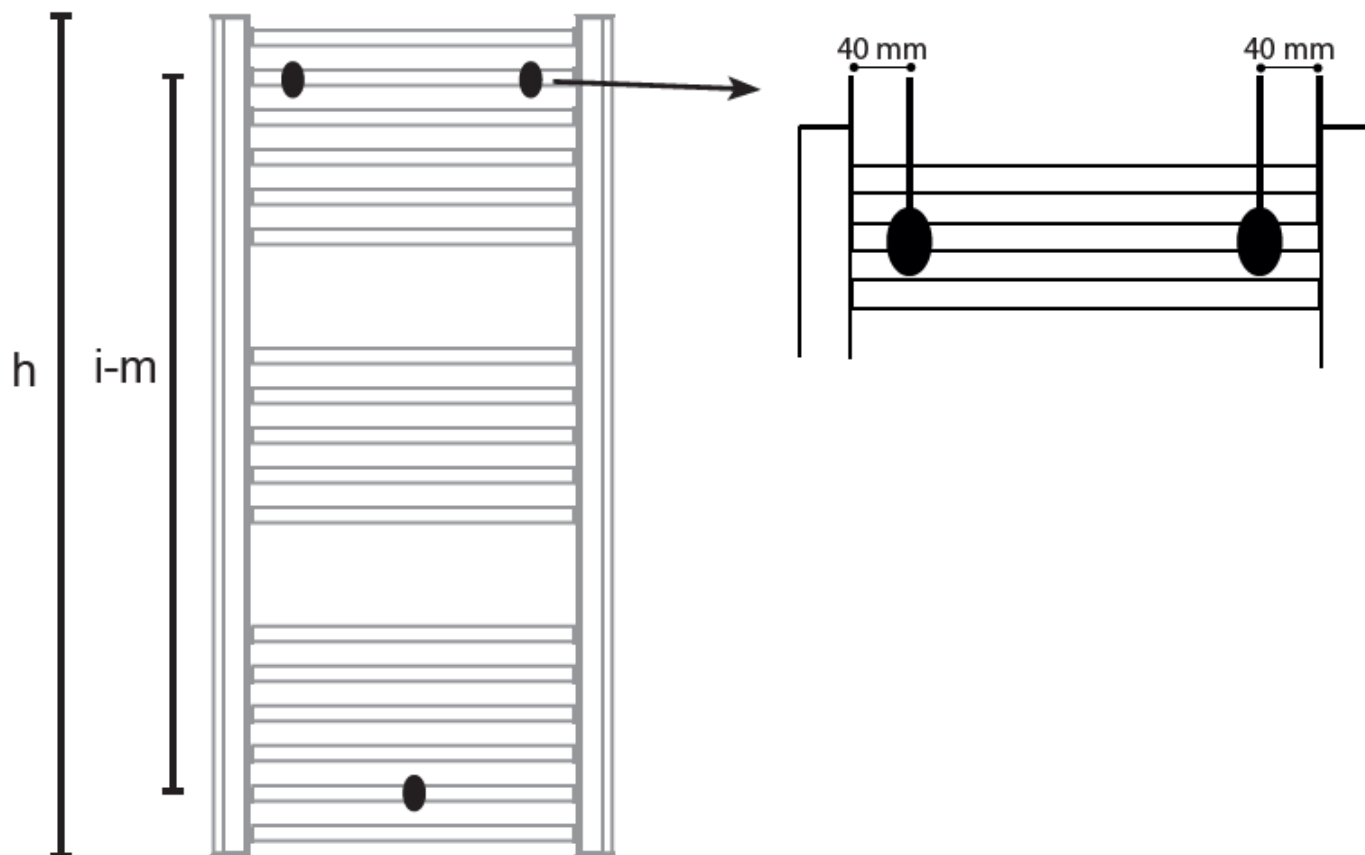
SCALE 9/50



SECTION A-A



Code	Colour	A	B	I	Pipe ctr	E	Weight	Volume		Output BTU	Output Watts	He
		mm	mm	mm	mm	mm	Kg	Litres		D T50°C	D T50°C	Output
KL50X100A	Anthracite	1000	500	455	57	798	4.9	3.6		1867	391	300
KL50X100C	Chrome	1000	500	455	57	798	4.8	3.6		1103	259	300



h	i-m
800	627
1000	798
1200	1026
1600	1425

Code	Colour	A	B	I	Pipe ctr	E	Weight	Volume		Output BTU	Output Watts	He
		mm	mm	mm	mm	mm	Kg	Litres		D T50°C	D T50°C	Output
KL50X100A	Anthracite	1000	500	455	57	798	4.9	3.6		1867	391	300
KL50X100C	Chrome	1000	500	455	57	798	4.8	3.6		1103	259	300